



Aluminum valves with (left to right): Electro Pneumatic, Manual, and Motor Actuators. Stainless Steel valves also available.

ANSI, ISO, JIS, or Special Flanges

These Vacuum Research 5 minute rebuild valves are available with virtually any flange or combination of flanges at no extra charge. Combinations of ISO on one flange and ANSI on the other are easily accommodated. Even different sizes such as 4 inch on one flange and 6 inch on the other.

Insertable "Flangeless" Valves

It is sometimes helpful to keep the flange-to-flange dimension ("A" dimension on the dimensions pages) as short as possible. In such cases your valves can be provided with no port flanges at all and with either O-Ring grooves machined into the valve body or with a precision machined surface on the body to seal against the O-rings on your pump or chamber. Contact the factory for prices.

Aluminum or Stainless Steel

Vacuum Research Bonnet Style valves are available in stainless steel or 6061 aluminum. Smooth surface finish gives low outgassing and fast pump down.

High Conductance

In addition to the oversize ports used in the LPWA Series for the last 40 years, we now offer the X-LPWA Series where a 4 inch valve has a 6 inch port, an 8 inch valve has a 10 inch port, etc. Conductance values are shown on page 39.

Fail Safe

All Vacuum Research Bonnet Style Valves can be installed for fast close on power failure and air operated valves can be manually positioned without air or electricity.

Long Life

More than 250,000 cycles for aluminum valves. That's one cycle every 2 minutes, 24 hours/day for a year.

SolidWorks *.STEP Files

Contact us to obtain SolidWorks 3D *.STEP format modeling files that plug formatted VRC valve 3-D models into your computer-aided design projects.



Less Outgassing Than Stainless Steel

Dozens of papers show the 6000 Series aluminum used in VRC valves outgasses up to 2 orders of magnitude less than 300 Series stainless steel and of course no hydrogen. A bibliography of 70 peer reviewed papers about out-gassing compiled by Dr. M. Wong at Fermi Labs can be found at http://home.fnal.gov/~ml-wong/outgas_rev.htm. See page 40 for more information

Vacuum & Pressure

Vacuum Research valves stay sealed with vacuum or atmosphere on either side.

Satisfaction Guaranteed

Vacuum Research has been building high vacuum valves for almost 50 years and has earned a reputation for world class product quality and customer service. If you are not satisfied with our valve just send it back.

No Leaks

All Vacuum Research valves have total leak rates of less than 5 X 10⁻¹⁰ std cc/sec. By total leak we mean that each completed valve is tested in a He filled bag.

RoHS Compliant

All Valves are (RoHS) 2015/863/EU Compliant and carry the mark.

Electric Motor, Air or Manual Actuators

All Vacuum Research gate valves are available with 3 types of actuators. Manual actuators are the least expensive. Electro-pneumatic actuators use 70 psi (4.9 kg/cm) compressed air and include the solenoid (specify the solenoid voltage that is most convenient for you). Electric motor actuators use high torque servo motors and operate from 115V or 230V, 1Ø 50 or 60 Hz. CE Mark included.


Roughing and Gauge Ports

There are six locations for optional gauge and roughing ports described on page 43.

Position Indicators, Limit Switches

Visual indication of valve position is included on all valves. Limit switches for remote indication are available and are described on the Optional Features pages in the Accessories & Parts section.

Complete Rebuild in 5 Minutes.



With no special tools or training you can replace every moving part in your Vacuum Research Bonnet Style Valve in 5 minutes. (Our best guys can do it in less time, but they practice.)



Stainless steel & aluminum valves with Conflat® flanges. Aluminum has less outgassing than stainless steel. Up to 2 orders of magnitude less, see references on page 39.

Less Outgassing Than

Stainless Steel: Dozens of papers show the 6000 Series aluminum used in VRC valves outgasses up to 2 orders of magnitude less than 300 Series stainless steel and of course no hydrogen. A bibliography of 70 peer reviewed papers about outgassing compiled by Dr. M. Wong at Fermi Labs can be found at http://home.fnal.gov/~mlwong/outgas_rev.htm. Refer to page 40 for more information.

ORDERING INFORMATION

Model Number: Refer to page 2 for instructions to specify the features you need.

Electric Motor Actuators: Any Vacuum Research valve can be supplied with a high torque electric motor actuator. Refer to the "Electric Motor Actuator" page in the Accessories and Parts section of this catalog for pricing.

Special Features: Refer to pgs 40-43 for specifications of roughing & gauge ports, position indicators & other special features.

Viton® or Kalrez® or Silicone O-Rings: Our standard Valves use a Viton® O-Ring for the gate seal and Buna-N O-Rings for all other locations. You may specify Viton® (or other materials) throughout the valve with a "V", "S", or "K" in the model number. For Viton® add the following to the price. (For Silicone or Kalrez® contact the factory for prices.)

63 mm.....	\$85
100 mm	\$122
160 mm	\$153
200 mm	\$240
250 mm	\$313
320 mm	\$403

CF® Flanges with Metric Threads:

No extra charge for Conflat® flanges with metric threads. Bolt circle, gasket size, and other dimensions remain unchanged. Specify "CF-MET" in the model number.

Valve Port Diam.	Flange O.D.	Bolts
38 mm	70 mm	6, M-6
63 mm	114 mm	8, M-8
100 mm	152 mm	16, M-8
150 mm	203 mm	20, M-8
200 mm	254 mm	24, M-8
250 mm	304 mm	32, M-8

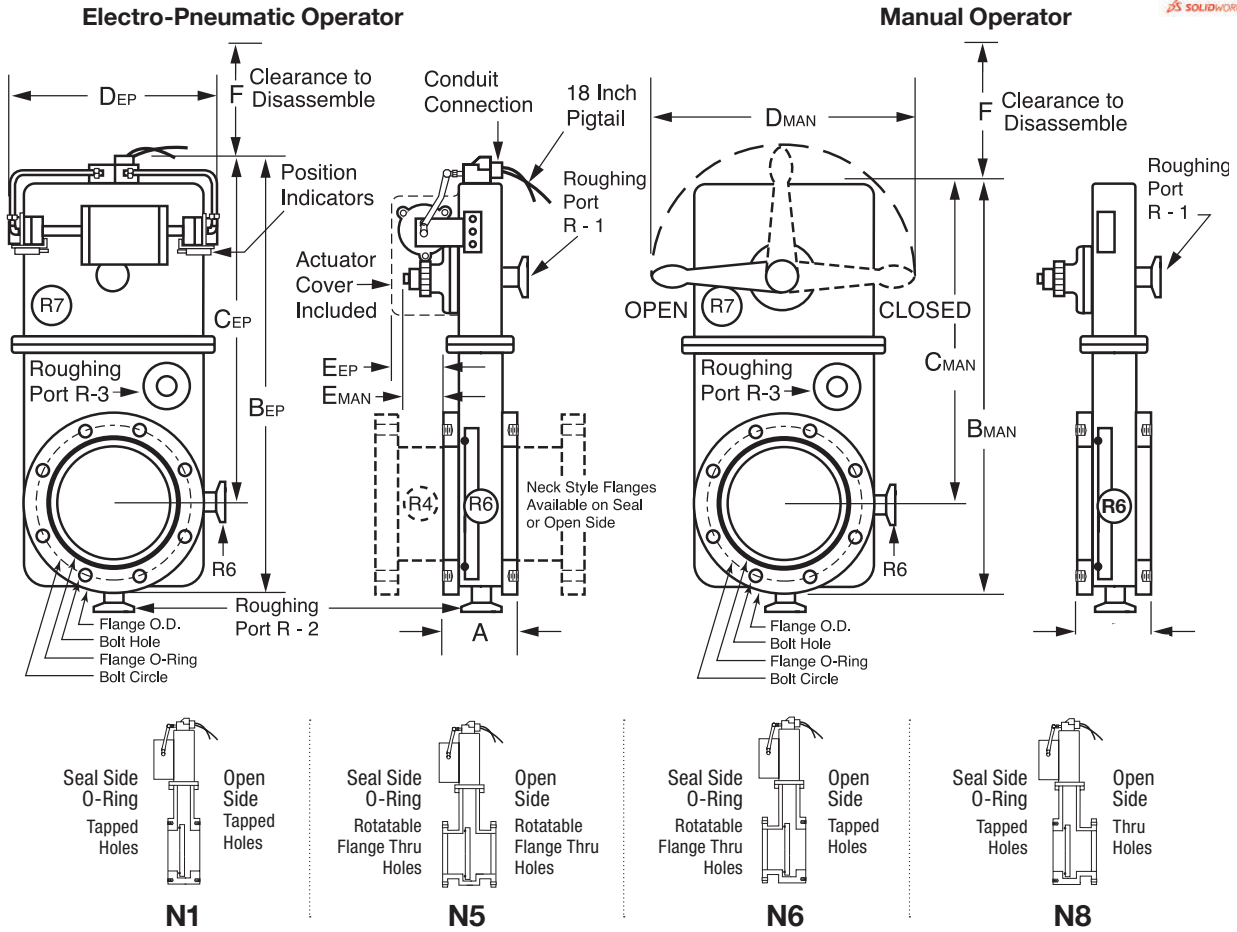
Aluminum Conflat Gaskets®:

Prices shown below are for packs of 10, or each, depending on Gasket size.

Flange O.D.	Gasket O.D.	Part No.	Price
1.33 in.	0.838 in.	X701G01.33A	\$54/10
2.75 in.	1.895 in.	X701G02.75A	\$83/10
3.375 in.	2.425 in.	X701G03.375A	\$114/10
4.50 in.	3.25 in.	X701G04.50A	\$138/10
6.00 in.	4.75 in.	X701G06.00A	\$193/10
8.00 in.	6.73 in.	X701G08.00A	\$275/10
10.00 in.	8.73 in.	X701G010.00A	\$307 /10
12.00 in.	10.73 in.	X701G012.00A-1	\$45/ea
13.25 in.	11.55 in.	X701G013.25A-1	\$54/ea
12.31 in.	12.31 in.	X701G014.00A-1	Contact Factory

Conflat® Outside Diameter	Conflat® Valves with Electro-Pneumatic Operator				Conflat® Valves with Manual Operator			
	Aluminum Model & Neck Style	Price	Stainless Steel Model & Neck Style	Price	Aluminum Model & Neck Style	Price	Stainless Steel Model & Neck Style	Price
2.75 in. Outside Diameter Conflat® Flange (1.63 in. Port)	OPWA-2.75-CF-N1-EP	\$1,713	OPSS-2.75-CF-N1-EP	\$6,205	OPWA-2.75-CF-N1-M	\$1,525	OPSS-2.75-CF-N1-M	\$5,832
	OPWA-2.75-CF-N5-EP	\$1,907	OPSS-2.75-CF-N5-EP	\$6,497	OPWA-2.75-CF-N5-M	\$1,721	OPSS-2.75-CF-N5-M	\$6,124
	OPWA-2.75-CF-N6-EP	\$1,815	OPSS-2.75-CF-N6-EP	\$6,351	OPWA-2.75-CF-N6-M	\$1,628	OPSS-2.75-CF-N6-M	\$5,979
	OPWA-2.75-CF-N8-EP	\$1,815	OPSS-2.75-CF-N8-EP	\$6,351	OPWA-2.75-CF-N8-M	\$1,628	OPSS-2.75-CF-N8-M	\$5,979
3.375 in. Outside Diameter Conflat® Flange (2.01 in. Port)	LPWA-3.375-CF-N1-EP	\$2,202	LPSS-3.375-CF-N1-EP	\$7,139	LPWA-3.375-CF-N1-M	\$2,017	LPSS-3.375-CF-N1-M	\$7,205
	LPWA-3.375-CF-N5-EP	\$2,513	LPSS-3.375-CF-N5-EP	\$7,503	LPWA-3.375-CF-N5-M	\$2,328	LPSS-3.375-CF-N5-M	\$7,131
	LPWA-3.375-CF-N6-EP	\$2,491	LPSS-3.375-CF-N6-EP	\$7,320	LPWA-3.375-CF-N6-M	\$2,304	LPSS-3.375-CF-N6-M	\$6,948
	LPWA-3.375-CF-N8-EP	\$2,491	LPSS-3.375-CF-N8-EP	\$7,320	LPWA-3.375-CF-N8-M	\$2,304	LPSS-3.375-CF-N8-M	\$6,948
4.50 in. Outside Diameter Conflat® Flange (2.51 in. Port)	LPWA-4.50-CF-N1-EP	\$2,357	LPSS-4.50-CF-N1-EP	\$7,225	LPWA-4.50-CF-N1-M	\$2,158	LPSS-4.50-CF-N1-M	\$6,854
	LPWA-4.50-CF-N5-EP	\$2,982	LPSS-4.50-CF-N5-EP	\$7,474	LPWA-4.50-CF-N5-M	\$2,792	LPSS-4.50-CF-N5-M	\$7,101
	LPWA-4.50-CF-N6-EP	\$2,907	LPSS-4.50-CF-N6-EP	\$7,423	LPWA-4.50-CF-N6-M	\$2,707	LPSS-4.50-CF-N6-M	\$6,978
	LPWA-4.50-CF-N8-EP	\$2,907	LPSS-4.50-CF-N8-EP	\$7,423	LPWA-4.50-CF-N8-M	\$2,707	LPSS-4.50-CF-N8-M	\$6,978
6.00 in. Outside Diameter Conflat® Flange (4.01 in. Port)	LPWA-6-CF-N1-EP	\$2,792	LPSS-6-CF-N1-EP	\$8,320	LPWA-6-CF-N1-M	\$2,592	LPSS-6-CF-N1-M	\$7,875
	LPWA-6-CF-N5-EP	\$2,933	LPSS-6-CF-N5-EP	\$8,772	LPWA-6-CF-N5-M	\$2,740	LPSS-6-CF-N5-M	\$8,772
	LPWA-6-CF-N6-EP	\$2,807	LPSS-6-CF-N6-EP	\$8,721	LPWA-6-CF-N6-M	\$2,707	LPSS-6-CF-N6-M	\$8,276
	LPWA-6-CF-N8-EP	\$2,807	LPSS-6-CF-N8-EP	\$8,721	LPWA-6-CF-N8-M	\$2,707	LPSS-6-CF-N8-M	\$8,276
8.00 in. Outside Diameter Conflat® Flange (6.02 in. Port)	LPWA-8-CF-N1-EP	\$3,191	LPSS-8-CF-N1-EP	\$9,926	LPWA-8-CF-N1-M	\$2,907	LPSS-8-CF-N1-M	\$9,481
	LPWA-8-CF-N5-EP	\$3,589	LPSS-8-CF-N5-EP	\$11,020	LPWA-8-CF-N5-M	\$3,316	LPSS-8-CF-N5-M	\$10,576
	LPWA-8-CF-N6-EP	\$3,066	LPSS-8-CF-N6-EP	\$10,473	LPWA-8-CF-N6-M	\$3,166	LPSS-8-CF-N6-M	\$10,029
	LPWA-8-CF-N8-EP	\$3,066	LPSS-8-CF-N8-EP	\$10,473	LPWA-8-CF-N8-M	\$3,166	LPSS-8-CF-N8-M	\$10,029
10.00 in. Outside Diameter Conflat® Flange (8.02 in. Port)	LPWA-10-CF-N1-EP	\$5,263	LPSS-10-CF-N1-EP	\$9,848	LPWA-10-CF-N1-M	\$4,713	LPSS-10-CF-N1-M	\$9,992
	LPWA-10-CF-N5-EP	\$5,670	LPSS-10-CF-N5-EP	\$11,608	LPWA-10-CF-N5-M	\$5,113	LPSS-10-CF-N5-M	\$11,159
	LPWA-10-CF-N6-EP	\$5,519	LPSS-10-CF-N6-EP	\$11,020	LPWA-10-CF-N6-M	\$4,914	LPSS-10-CF-N6-M	\$10,576
	LPWA-10-CF-N8-EP	\$5,519	LPSS-10-CF-N8-EP	\$11,020	LPWA-10-CF-N8-M	\$4,914	LPSS-10-CF-N8-M	\$10,576
12.00 in. Outside Diameter Conflat® Flange (10.02 in. Port)	LPWA-12-CF-N1-EP	\$7,078	LPSS-12-CF-N1-EP	\$16,786	LPWA-12-CF-N1-M	\$6,619	LPSS-12-CF-N1-M	\$15,888
	LPWA-12-CF-N5-EP	\$7,528	LPSS-12-CF-N5-EP	\$18,392	LPWA-12-CF-N5-M	\$7,119	LPSS-12-CF-N5-M	\$17,494
	LPWA-12-CF-N6-EP	\$7,219	LPSS-12-CF-N6-EP	\$17,588	LPWA-12-CF-N6-M	\$6,919	LPSS-12-CF-N6-M	\$16,691
	LPWA-12-CF-N8-EP	\$7,219	LPSS-12-CF-N8-EP	\$17,588	LPWA-12-CF-N8-M	\$6,919	LPSS-12-CF-N8-M	\$16,691

Contact factory for SolidWorks 3D *.STEP format files. 2D drawing below for outline dimension reference.

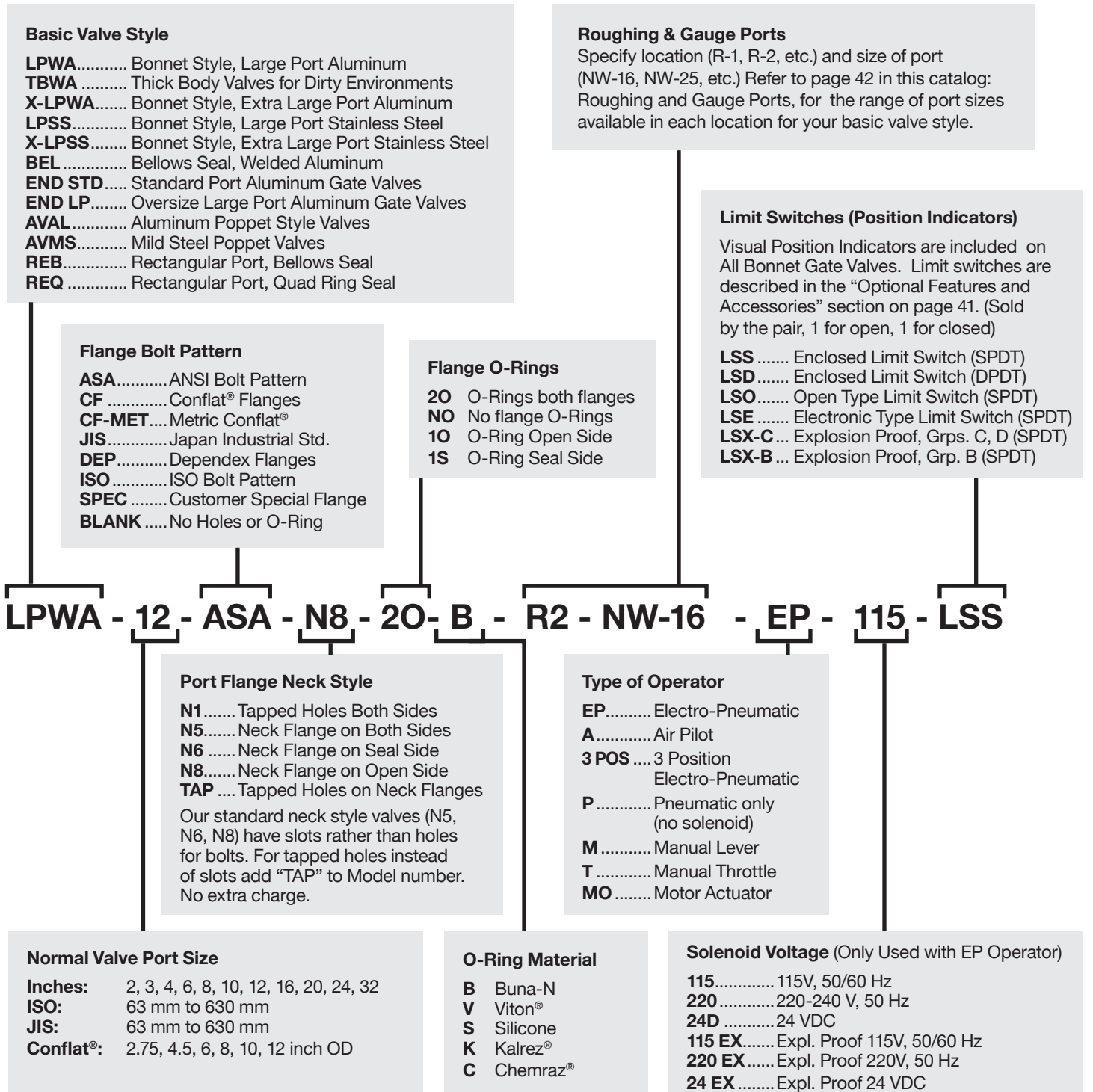


For valves with ports up to 8 inches the actuator is on the same side as the gate seal, valves with ports 10 inches and larger have the actuator opposite the gate seal side.

Nominal CF Flange O.D.	Model No ANSI Flange All dimensions in inches	Port Diam.	Flange O.D.	Flange Thickness	Bolt Circle	(no of bolts) x bolt size	A		B _{MAN} Manual Overall Height	B _{EP} EP Overall Height	D _{EP} EP Overall Width	F Disassy. Clearance	Weight lbs. Aluminum	
							Alum Flange to Flange	St. Steel Flange to Flange					Net	Ship
2.75 in.	OPWA 2.75 N1	1.50	2.75	0.500	2.312	(6) ¼ - 28	3.88	2.38	10.41	11.13	6.75	2.63	8	13
2.75 in.	OPWA 2.75 N5	1.50	2.75	0.500	2.312	.265 thru hold on neck	6.63	5.12	10.41	11.13	6.75	2.63	8	13
2.75 in.	OPWA 2.75 N6 & N8	1.50	2.75	0.500	2.312	.265 thru hold on neck	5.25	3.75	10.41	11.13	6.75	2.63	8	13
3.375 in.	LPWA 3.375 N1	2.01	3.38	0.625	2.85	(6) ⅝ - 24	3.88	2.630	10.41	11.13	6.75	2.63	8	13
3.375 in.	LPWA 3.375 N5	2.01	3.38	0.625	2.85	.332 thru hold on neck	7.13	5.88	10.41	11.13	6.75	2.63	8	13
3.375 in.	LPWA 3.375 N6 & N8	2.01	3.38	0.625	2.85	.332 thru hold on neck	5.51	4.26	10.41	11.13	6.75	2.63	8	13
4.50 in.	LPWA 4.50 N1	2.51	4.50	0.680	3.628	(8) ⅝ - 24	3.88	2.74	10.75	11.5	6.75	2.63	8	13
4.50 in.	LPWA 4.50 N5	2.51	4.50	0.680	3.628	.332 thru hold on neck	7.35	6.21	10.75	11.5	6.75	2.63	8	13
4.50 in.	LPWA 4.50 N6 & N8	2.51	4.50	0.680	3.628	.332 thru hold on neck	5.62	4.48	10.75	11.5	6.75	2.63	8	13
6 in.	LPWA 6 N1	4.01	6.00	0.780	5.128	(16) ⅝ - 24	4.43	2.94	14.18	14.93	7.80	4.0	10	15
6 in.	LPWA 6 N5	4.01	6.00	0.780	5.128	.332 thru hold on neck	8.30	6.81	14.18	14.93	7.80	4.0	10	15
6 in.	LPWA 6 N6 & N8	4.01	6.00	0.780	5.128	.332 thru hold on neck	6.37	4.88	14.18	14.93	7.80	4.0	10	15
8 in.	LPWA 8 N1	6.02	8.00	0.880	7.128	(20) ⅝ - 24	4.63	3.14	19.75	20.5	10.50	4.48	14	21
8 in.	LPWA 8 N5	6.02	8.00	0.880	7.128	.332 thru hold on neck	8.90	7.41	19.75	20.5	10.50	4.48	14	21
8 in.	LPWA 8 N6 & N8	6.02	8.00	0.880	7.128	.332 thru hold on neck	6.77	5.28	19.75	20.5	10.50	4.48	14	21
10 in.	LPWA 10 N1	8.02	10.00	0.970	9.128	(24) ⅝ - 24	4.81	4.05	25.81	26.6	12.0	5.15	25	30
10 in.	LPWA 10 N5	8.02	10.00	0.970	9.128	.332 thru hold on neck	9.44	8.68	25.81	26.6	12.0	5.51	25	30
10 in.	LPWA 10 N6 & N8	8.02	10.00	0.970	9.128	.332 thru hold on neck	7.12	6.36	25.81	26.6	12.0	5.51	25	30
12 in.	LPWA 12 N1	10.02	12.00	1.020	11.118	(32) ⅝ - 24	4.91	4.15	25.75	26.5	16.50	5.51	50	59
12 in.	LPWA 12 N5	10.02	12.00	1.020	11.118	.332 thru hold on neck	9.74	8.98	25.75	26.5	16.51	5.51	50	59
12 in.	LPWA 12 N6 & N8	10.02	12.00	1.020	11.118	.332 thru hold on neck	7.32	6.56	25.75	26.5	16.50	5.51	50	59



Vacuum Research valves are available with dozens of options to allow you to select exactly the features you need for your vacuum system. The model number system illustrated below will accurately describe most valves, but if you have any questions about the best way to specify what you need, just call or fax our customer service department and we will be happy to help you. All Valves are (RoHS) 2015/863/EU Compliant.



Call our toll free number (800) 426-9340, or (412) 261-7630 to place orders or for customer service. Our FAX number is (412) 261-7220. Address orders by mail to Vacuum Research Corporation, 100 Chapel Harbor Drive, #4, Pittsburgh, PA 15238 USA. Prices in this catalog are FOB factory. CIF or C&F prices available. Contact factory for pro forma invoice or price quotation. Terms are Net 30 days.



Throttlemaster™ is a registered trademark of Vacuum Research Corporation • Kalrez® and Viton® are registered trademarks of Dupont Corp. • Conflat® is a registered trademark of Varian Associates • Chemraz® is a registered trademark of Green, Tweed & Co. • SolidWorks logo art property of Dassault Systèmes.