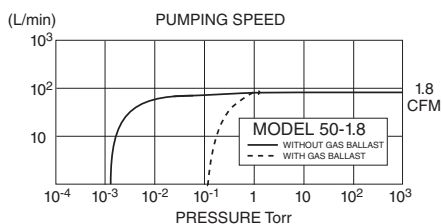
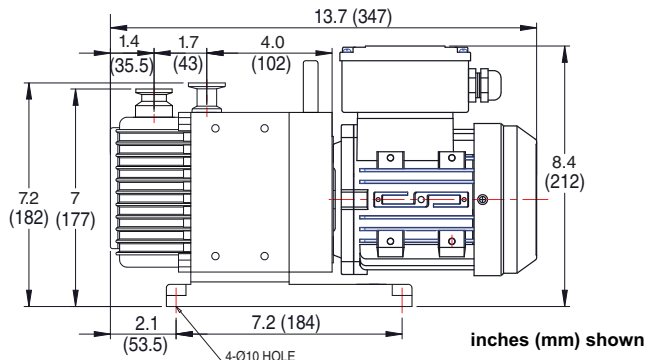




Photo shows Pump with optional inlet trap installed and exhaust mist eliminator. See pages 14 and 15 to order these accessories. Power on/off switch, resettable circuit breaker and line cord are standard on pumps shipped with single phase motors.



Pumping Speed @ 60 Hz	50 l/min, 1.8 CFM, 3 m ³ /hr.
Pumping Speed @ 50 Hz	42 l/min, 1.5 CFM, 2.5 m ³ /hr.
Ultimate Pressure Gas Ballast Closed	2x10 ⁻³ Torr, 0.27 Pa, 0.01 mbar
Ultimate Pressure Gas Ballast Open	2x10 ⁻¹ Torr, 27 Pa, 0.27 mbar
Standard Motor, On/Off Switch, Circuit Breaker, & Thermal Protection	115/230V, 1 phase, 1/5 hp, 50/60 Hz
CE Mark, complies with	Machinery Directive 98/37/EC
Optional Motors	contact factory
Power Connection	6 ft. (2 m) 3 conductor cord
Motor speed @ 60 Hz	1680 r.p.m.
Noise Level	50 dB
Oil capacity	200 cc; 0.21 Qt.
Weight	Net: 32 lbs., 14.4 kg Shipping: 35 lbs., 16 kg
Intake & exhaust type/diameter	NW-16
Ambient operating temperature	7° to 40°C, 45° to 104°F



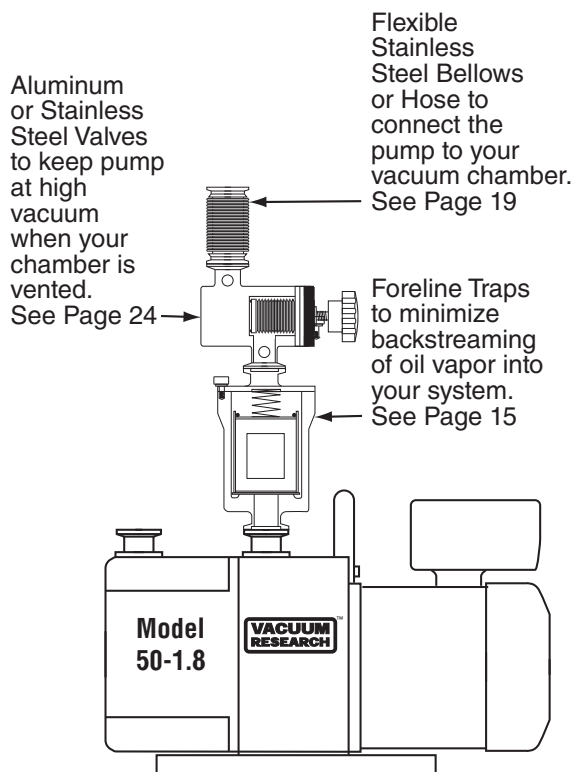
Features

- Extremely Quiet • Anti Suck Back Design
- Satisfaction Guaranteed • Two Year Warranty
- Virtually Vibration Free • Motors for Any Voltage
- Complies with Machinery Directive 98/37/EC

Applications

- Backing Turbo Pumps • Electron Microscopes
- Vacuum Ovens & Furnaces • Freeze Dryers
- Cluster Tool Load Locks • Sputter & Deposition Systems

Typical Installation



Ordering Information

MODEL 50-1.8 Vacuum Pump With Motor:

Note: Tolerance is ± 10% of nominal value for all voltages.

115 or 230V, 50 or 60 Hz, 1 phase, 0.15 kw (1/5 hp)

Full load amps @ 60 Hz: 2.6 or 1.8 amps

Full load amps @ 50 Hz: 2.43 or 1.8 amps

p/n 50-115/230\$1800.

Exhaust Mist EliminatorsSee Page 14

Fomblin: For pumps filled with Fomblin PFPE fluid YL VAC 16/6 add to p/n "Fomblin" and increase the price to\$2310.