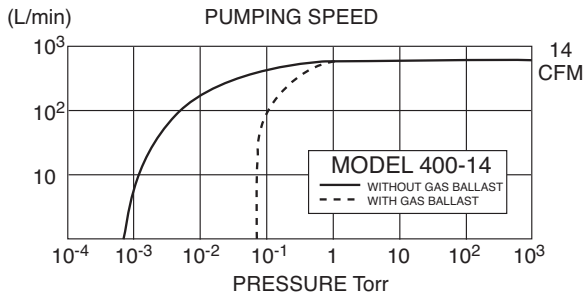
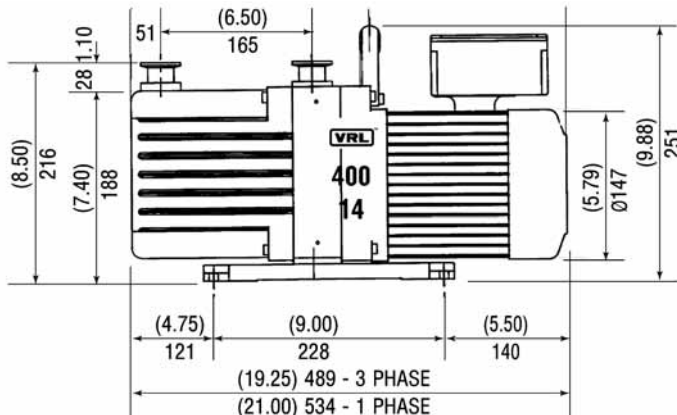




Photo shows Pump with optional inlet trap and exhaust mist eliminator installed. See page 12 to order these accessories.



Pumping Speed @ 60 Hz	400 l/min, 14 CFM, 24 m <sup>3</sup> /hr.
Pumping Speed @ 50 Hz	333 l/min, 11.6 CFM, 20 m <sup>3</sup> /hr.
Ultimate Pressure Gas Ballast Closed	5x10 <sup>-4</sup> Torr, 6.7x10 <sup>-2</sup> Pa, .0006 mbar
Ultimate Pressure Gas Ballast Open	5x10 <sup>-2</sup> Torr, 6.7 Pascal, .06 mbar
Standard Motor, CE Marked	115/230V, 50/60 Hz, 1 hp
Power Connection	Junction Box
Motor speed @ 60 Hz	1700 r.p.m.
Oil capacity	1500 cc; 1.5 Qt.
Weight Net: 70 lbs., 32 kg	Shipping: 75 lbs., 34 kg
Intake & exhaust type or diameter	NW-25 or 26 mm O.D. Tube
Ambient operating temperature	7° to 40°C, 45° to 104°F



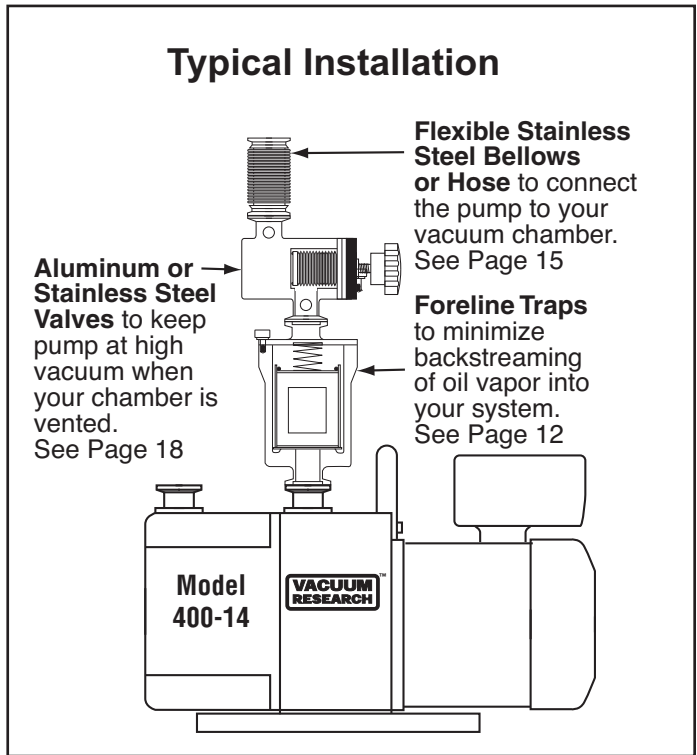
**Features**

- Extremely Quiet • Anti Suck Back Design
- Satisfaction Guaranteed • Two Year Warranty
- Virtually Vibration Free • Motors for Any Voltage

**Applications**

- Backing Turbo Pumps • Electron Microscopes
- Vacuum Ovens & Furnaces • Freeze Dryers
- Cluster Tool Load Locks • Sputter & Deposition Systems

**Typical Installation**



**Ordering Information**

**MODEL 400-14 Vacuum Pump With Motor:**

- 115 or 230V, 50 or 60 Hz, 1ø, 0.75 kw (1 hp)  
Full load amps @50 Hz; 14.7 or 8.5 A @ 60 Hz; 13 or 7.5 A  
p/n 400-115/230-50/60 ..... \$2200.
- 220 or 380V, 50 or 60 Hz, 3ø, 0.75 kw (1 hp)  
Full load current: @50 Hz; 3.6 or 2.1 A  
@60 Hz; 3.1 or 1.8 A  
p/n 400-OPT-380-50/60 ..... \$2200.
- 230 or 460V, 60 Hz, 3ø, 0.75 kw (1 hp) Full load current: 3.2 or 1.6 A  
p/n 400-230/460-60 ..... \$2200.

Exhaust Mist Eliminators ..... See Page 12